

***Please Note:***

**General Waste and Green Waste Verge  
collections will vary in 2009  
from previous years.**

**Please check the calendars on the 4th page of  
this Waste Services Calendar for the  
dates and type of collection in your  
area for the 2009 period.**

## Waste Services Calendar 2009



## Fortnightly Recycling Collection

Your **Recycling Bin** will be collected each fortnight on the same day as your normal rubbish collection service.

Please place your **Recycling Bin** on the verge near your green rubbish bin by **7am** on the weeks marked yellow.

## JANUARY

S	M	T	W	T	F	S
				1	2	3
4	5	6	7	8	9	10
11	12	13	14	15	16	17
18	19	20	21	22	23	24
25	26	27	28	29	30	31

## FEBRUARY

S	M	T	W	T	F	S
1	2	3	4	5	6	7
8	9	10	11	12	13	14
15	16	17	18	19	20	21
22	23	24	25	26	27	28

## MARCH

S	M	T	W	T	F	S
1	2	3	4	5	6	7
8	9	10	11	12	13	14
15	16	17	18	19	20	21
22	23	24	25	26	27	28
29	30	31				

## APRIL

S	M	T	W	T	F	S
			1	2	3	4
5	6	7	8	9	10	11
12	13	14	15	16	17	18
19	20	21	22	23	24	25
26	27	28	29	30		

## MAY

S	M	T	W	T	F	S
31					1	2
3	4	5	6	7	8	9
10	11	12	13	14	15	16
17	18	19	20	21	22	23
24	25	26	27	28	29	30

## JUNE

S	M	T	W	T	F	S
	1	2	3	4	5	6
7	8	9	10	11	12	13
14	15	16	17	18	19	20
21	22	23	24	25	26	27
28	29	30				

## JULY

S	M	T	W	T	F	S
		1	2	3	4	
5	6	7	8	9	10	11
12	13	14	15	16	17	18
19	20	21	22	23	24	25
26	27	28	29	30	31	

## AUGUST

S	M	T	W	T	F	S
30	31					1
2	3	4	5	6	7	8
9	10	11	12	13	14	15
16	17	18	19	20	21	22
23	24	25	26	27	28	29

## SEPTEMBER

S	M	T	W	T	F	S
		1	2	3	4	5
6	7	8	9	10	11	12
13	14	15	16	17	18	19
20	21	22	23	24	25	26
27	28	29	30			

## OCTOBER


S	M	T	W	T	F	S
			1	2	3	
4	5	6	7	8	9	10
11	12	13	14	15	16	17
18	19	20	21	22	23	24
25	26	27	28	29	30	31

## NOVEMBER

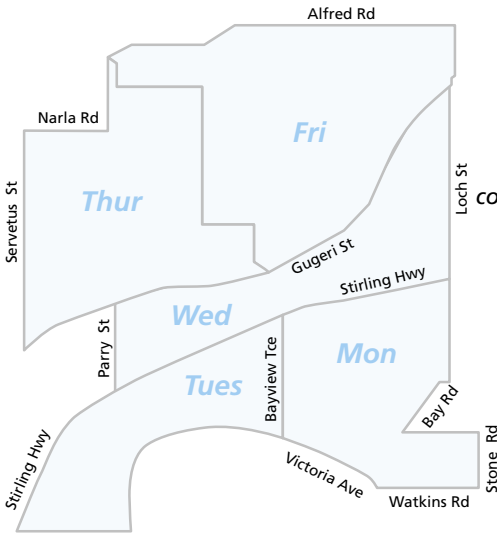
S	M	T	W	T	F	S
1	2	3	4	5	6	7
8	9	10	11	12	13	14
15	16	17	18	19	20	21
22	23	24	25	26	27	28
29	30					

## DECEMBER

S	M	T	W	T	F	S
		1	2	3	4	5
6	7	8	9	10	11	12
13	14	15	16	17	18	19
20	21	22	23	24	25	26
27	28	29	30	31		

 Recycling bin

## Collection Day



*Your green top rubbish bin is collected every week.*



**Place bin out by 7am on the day of collection and return bin to your property as soon as possible after collection.**

To get the best from your bin and the collection service just follow these tips.

- store your bin in a shaded area
- clean your bin regularly using hot soapy water
- wrap all moist and perishable foods in newspapers and /or plastic bags
- freeze highly odorous foods, such as seafood, until the night before the collection
- consider composting kitchen and other organic waste
- report any bin damage or theft to:

Customer Service **1300 633 633**

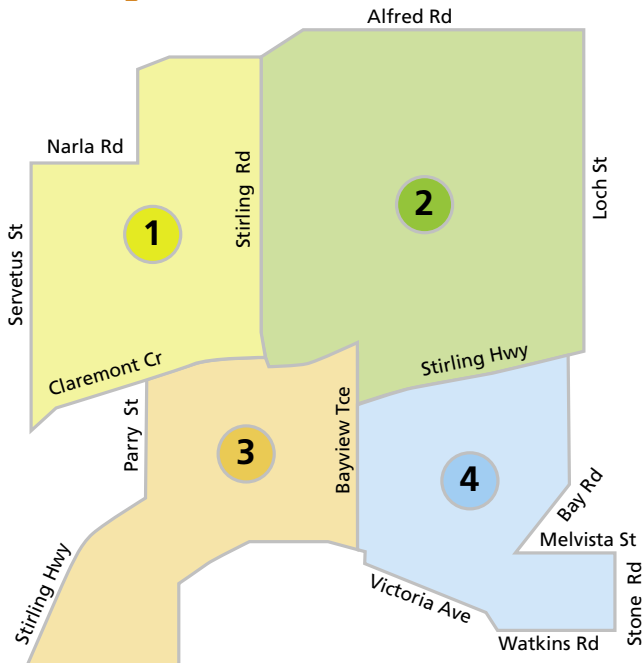
NB: Hot ashes, oil, paint, solvents, bricks, soil and concrete cannot be placed in your rubbish bin.

The bin must be faced correctly at the kerbside or it will NOT be emptied!

Place your bin on the verge 0.5m from the kerb with the wheels facing your house.

## Collection Day

# Verge Collection Areas and Dates



Note: Rubbish put out after the due date WILL NOT be removed! No greens will be collected on general collection day.

AREA	Place Out	Removed Wk Beginning	AREA	Place Out	Removed Wk Beginning
1	31 Jan/1 Feb	2 Feb	3	14/15 Feb	16 Feb
	28/29 Mar	30 Mar		11/12 Apr	13 Apr
	30/31 May	1 June		13/14 June	15 June
	1/2 Aug	3 Aug		15/16 Aug	17 Aug
	3/4 Oct	5 Oct		17/18 Oct	19 Oct
	28/29 Nov	30 Nov		12/13 Dec	14 Dec
2	7/8 Feb	9 Feb	4	21/22 Feb	23 Feb
	4/5 April	6 April		18/19 Apr	20 April
	6/7 June	8 June		20/21 June	22 June
	8/9 Aug	10 Aug		22/23 Aug	24 Aug
	10/11 Oct	12 Oct		24/25 Oct	26 Oct
	5/6 Dec	7 Dec		12/13 Dec	14 Dec

General Waste ONLY. NO GARDEN WASTE.

Green Waste ONLY

# Verge Collection Areas and Dates

## Using Your Bins Correctly



Plastic bottles – with the code 1, 2, 3 & 5 symbol on the bottom.



No other plastic items of any kind. Please remove lids.



Glass bottles and jars only. No broken glass, or other types of glass. Please remove lids.



Aluminium cans, clean foil and foil trays.



Steel/tin cans, including aerosols. Please remove caps.



Clean newspapers, office paper, glossy inserts & magazines. Clean and untied.



Milk and juice cartons. Please rinse.



All cardboard. Cereal, soap powder boxes, packing boxes etc.



**Green Top Bin:** The contents of your green top rubbish bin are collected weekly.

All food and organic household waste goes in this bin.

**NO** Glass Bottles

**NO** Motor Oil

**NO** Car Batteries

**NO** Hot Ashes

**NO** Black Plastic

**NO** Heavy Items

**NO** Construction

**NO** Household

or Building Materials    Chemical Waste



**Yellow Top Bin:** The contents of your yellow top rubbish bin are collected fortnightly.

**Items should be loose (NO Plastic Bags) and if possible rinsed.** Please see A-Z for list of other items.

## Using Your Bins Correctly

## Resource Recovery A-Z

- Yellow Items** Go in your yellow-top recycling bin
- Green Items** Go in your green-top rubbish bin
- Red Items** Take to the Red Hill Waste Management Facility
- Orange Items** Go in a composting bin, otherwise in your rubbish bin
- Blue Items** See Disposal and Recovery Sites. Some items are collected by verge collection (see R-Gang website [www.rgang.org.au](http://www.rgang.org.au) or your Council brochure)

### A

- Acids (HCW)\*
- Aerosol cans
- Aluminium cans
- Aluminium foil
- Ammonia (HCW)\*
- Asbestos
- Automotive batteries

### B

- Baskets
- Batteries (car)
- Batteries (household)
- Blankets
- Bleaches (HCW)\*
- Books
- Bottles
- Bricks (C&D)\*\*
- Brake fluid
- Broken glass
- Building materials/waste (C&D)\*\*
- Bulky items

### C

- Cardboard (boxes/other)
- Car bodies
- Car parts
- Cassette tapes/CDs
- Cellophane
- Ceramic (broken

- plates and pots)
- Cereal boxes
- Cleaning products (HCW)\*
- Clothing/shoes
- Cockroach bait (plastic)
- Computer components/accessories
- Concrete (C&D)\*\*
- Cork
- Cosmetic jars
- Cups and saucers
- Cutlery (plastic and other)

### D

- Dirt and soil
- Drink cans

### E

- Electrical appliances and equipment
- Envelopes

### F

- Fertiliser (HCW)\*
- Foam boxes
- Foam meat trays
- Foil
- Food cans (rinsed)
- Food and vegetable scraps
- Furniture (fixed and broken)

### G

- Garden chemicals/poison (HCW)\*
- Garden hose
- Garden waste
- Gas cylinders (HCW)\*
- Glad wrap
- Glass jars and bottles (only)
- Glossy magazines/brochures
- Grease proof paper

### I

- Ice-cream containers (cardboard and plastic)
- Insecticides (HCW)\*

### J

- Jars
- Juice cartons
- Juice cartons (silver lined)/UHT
- Junk (too large for green-top bin)
- Junk mail

## Resource Recovery A-Z

### K

- Kerosene (HCW)\*
- Kitty litter

### L

- Light bulbs/ fluorescent tubes
- Liquid paper board
- Long life cartons
- Lunch boxes

### M

- Magazines
- Manure/animal droppings
- Margarine tubs
- Meat trays
- Medicines (HCW)\*
- Milk bottles/ cartons
- Milk cartons (silver lines)/UHT
- Mineral turpentine (HCW)\*
- Mobile phones
- Motor oil

### N

- Nappies
- Newspaper
- Needles

### O

- Oil (motor)
- Oil (cooking)

### P

- Paint tins (empty)
- Paint tins (not empty) (HCW)\*
- Paper (office)
- Paper towel rolls (inner)
- Paper bags
- Pens/biros/pencils
- Pesticides (HCW)\*

- Pet food tins (rinsed)
- Petrol and flammable liquids (HCW)\*
- Phone books
- Picture frames (damaged)
- Picture frames (undamaged)
- Pizza boxes (empty)
- Plastic containers/ bottles
- Plastic plant pots (clean)
- Plastic cutlery
- Plastic bags (empty)
- Plate glass
- Poisons (liquid/ solid) (HCW)\*
- Pool chemicals (HCW)\*
- Pottery
- Polystyrene
- Printer cartridges
- Pyrex (ovenware)

### R

- Radiator coolant (HCW)\*
- Rat poison (HCW)\*
- Rope
- Rubber tyres

### S

- Sauce bottles (rinsed)
- Seedling containers
- Soft drink bottles and cans
- Soil
- Spirit bottles

- Steel cans (rinsed)

### T

- Terracotta tiles/ pots
- Timber (excluding pine)
- Timber untreated pine/furniture (call EHB hotline on number below)
- Toilet paper rolls (inner)
- Toys (damaged)
- Toys (undamaged)
- Tree prunings
- Tyres

### V

- Vacuum cleaner dust and bag
- Vinyl (other) – e.g. kitchen tiles

### W

- Waxed cardboard
- Waxed paper
- Weeds (without soil)
- Window panes
- Wine bottles
- Wooden planks/ wooden furniture
- Wrapping paper

### X

- X-rays

### Y

- Yoghurt containers

Please remove lids from all plastic and glass bottles.

\*HCW – Household Chemical Waste

\*\*C&D – Construction and Demolition Waste

EHB (European House Borer) Hotline: 1800 084 881

Enquiries to the R-Gang Hotline: 1800 855 955

## Tip Passes

Residents may purchase passes to the  
**Brockway Transfer Station**  
(cnr Brockway Rd and Lemnos Rd) from the Council Office -  
308 Stirling Highway, Claremont.

Phone: **9285 4300** (*Office hours: 8am to 5pm*).

Passes are issued at the subsidised rate of  
\$18.00 for a **Greenwaste Pass** (trailer load) and  
\$40.00 for a **General Waste Pass** (trailer load).

*Note: Greenwaste is recycled into mulch and must not be contaminated with other materials as it renders prunings unsuitable for recycling and an additional fee will be charged for disposal.*

### **Brockway Transfer Station Hours**

Monday to Friday - 7.30am to 3.45pm

Saturday and Sunday - 10.00am to 1.00pm

Public Holidays - 7.30am to 1.00pm

*Closed Christmas Day, New Years Day and Good Friday*

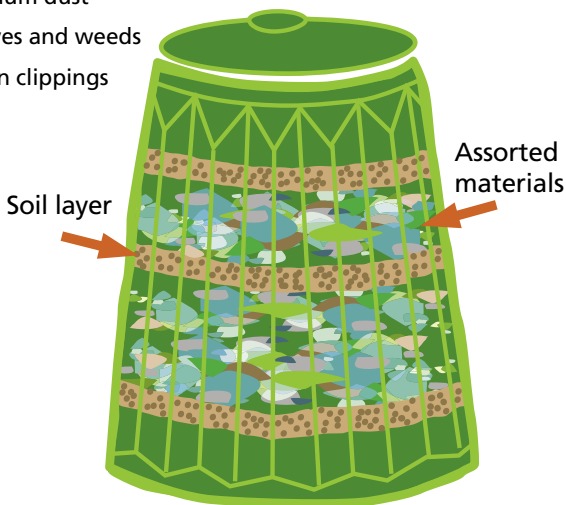
Phone: **9384 2544**

## Home Composting

Home composting is a great way to produce your own fertiliser, and at the same time reducing the amount of waste going to landfill.

### **Materials suitable for composting include:**

- Vegetables and fruit scraps
- Eggshells
- Tea leaves/bags
- Vacuum dust
- Leaves and weeds
- Lawn clippings



# Bin Repair Order Form

## Town of Claremont

Residents can request the repairs of bin damage by filling in the below form and sending it to the address at the bottom of the page. Please print clearly.

Name: \_\_\_\_\_

Address: \_\_\_\_\_

\_\_\_\_\_

\_\_\_\_\_

Day time contact phone number: \_\_\_\_\_

### Repairs required:

Lid replacement

Wheel

Wheel pin

### Lid Colour:

Green

Yellow

### Bin Size:

Large

Small

Other: \_\_\_\_\_

\_\_\_\_\_

\_\_\_\_\_

\_\_\_\_\_

Signature: \_\_\_\_\_

Please sign and post this form to:

Perth Waste Green Recycling

PO Box 6

Cottesloe WA 9611